

2ND CRITIQUE REQUIREMENTS

2nd Critique Requirements

DIN-A-0



118.9 cm



118.9 cm

84.1 cm

Plans, Sections and Elevations

DIN-A-1



59.4 cm

3D Views

DIN-A-2



59,4 cm

42 cm



59,4 cm

42 cm

Conceptual Model 1:5000

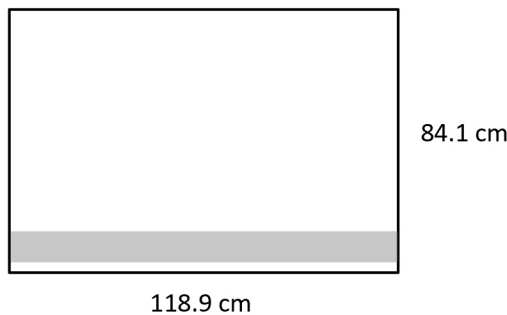
Model 1:2000



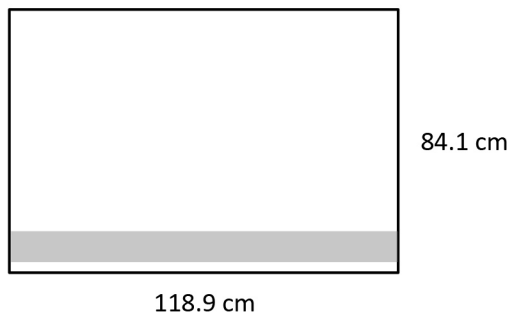
2nd Critique Requirements

Plans, Sections and Elevations

DIN-A-0



DIN-A-0



Logo and Project Name

Abstract (short description of concept and project < 400 words)

Diagrams, schemes, sketches

Masterplan	1:2000
Ground Floor	1:1000
Section	1:1000

Part Ground Floor	1:500
-------------------	-------

Elevations	1:500
------------	-------

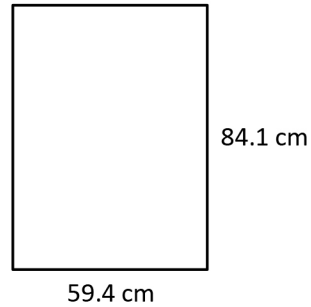
Sections	1:500
----------	-------



2nd Critique Requirements

3D Views

DIN-A-1



3D Views:

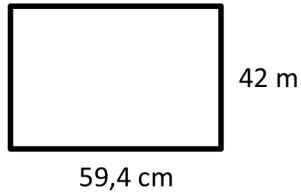
Aerial

Human Point of View (several along the site)



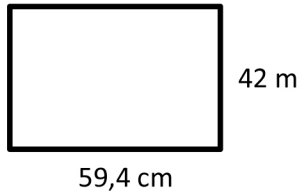
2nd Critique Requirements Physical Model

DIN-A-2



Conceptual Model 1:5000
Abstract and direct interpretation of the main concept of the project

DIN-A-2



Physical Model 1:2000
Development of model used on the first critic

